



## Good Dog Agility Trial Information

Feb 22-23, 2025

Ida Redbird Elementary School

1020 S Extension Rd, Mesa, AZ 85210

Welcome to Good Dog Agility's 2025 February Show!

### Schedule:

**Friday Setup:** 4:00pm – 6:00pm **Ring/Equipment setup begins at 4:00pm.** Volunteers only may setup their canopies once equipment setup is complete. **Please leave your canopies/mats on the basketball court inside the field until ring setup is complete** except for Chief Ring Stewards, Chief Course Builders, Show Chair, Equip Mgr and Secretary.


**Saturday/Sunday:** Gates open at 6:30am on Saturday and Sunday  
Check-in/Measuring 7:00am – 7:30am  
Briefing 7:30am  
Walk Thrus 7:40am  
First Dog on the Line 8:00am on Saturday for both rings; Sunday, Ring 1 only will begin at 8:00am, Ring 2 will start after Combined Pairs is finished in Ring 1

**Course Running:** Ring 1 will take priority all weekend. Listen for announcements as to any special running order changes. **Agility gate is being used. Please refer to agility gate instructions. Trial Code 1993.** Steeplechase, Grand Prix and Biathlon will be running by group to eliminate conflicts. Sunday, Ring 2 will start after Combined Pairs is finished in Ring 1.

**Site Restrictions:** Do not allow your dog to pee on anything man made, stay off playground, no smoking or alcoholic beverages, no firearms, no dogs in restrooms, please pick up poop even if it's not your dog's and place in GDA trash containers only (no poop in school trash cans).

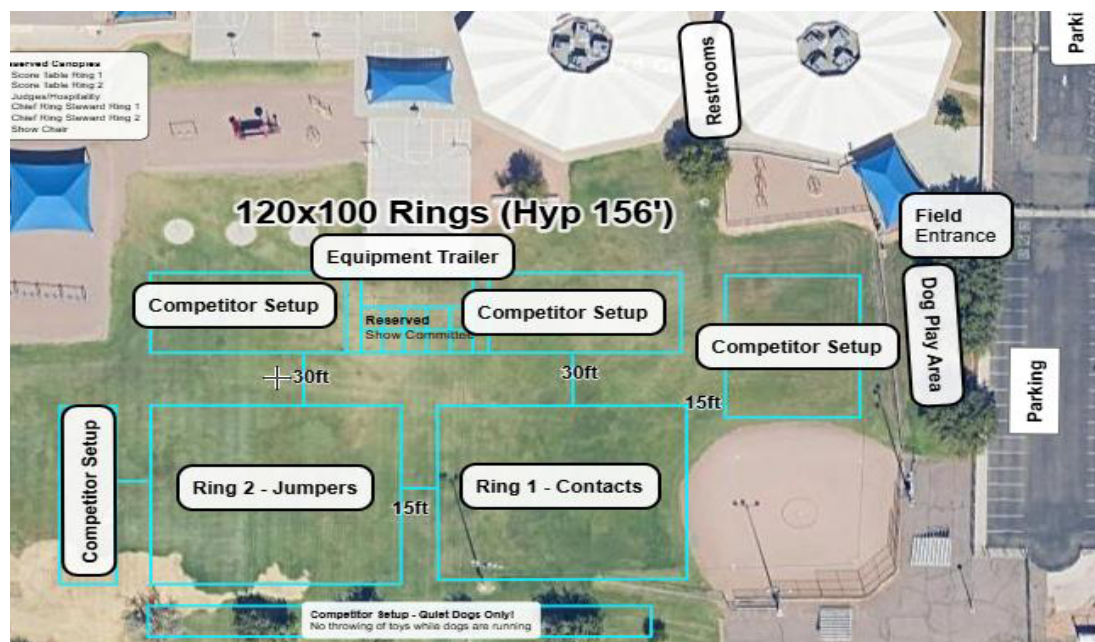
**Setup:** Competitor setup will be on Saturday at 6:30am unless you help setup the rings on Friday afternoon at 4:00pm. There will be security at the site overnight, and the gates will be locked overnight. Leave your belongings at your own risk.

**Parking:** Cars can park in the parking lots east of the school along Extension Rd. Larger vehicles/trucks/RV's/Overflow parking can park in the southeast end of Fiesta Sports Park parking lot, north of the school. There is a crosswalk directly to school grounds. Overnight RV's will be notified in advance of their parking area. **Do not park inside the gate near the basketball courts (these few spaces are for the show committee)!**



**Field Layout:**

There should be plenty of space for everyone to setup. We will mark the border with flags where you can set up behind to make sure there is adequate space away from the rings. **Ring 1 = Contact Ring (Priority)** and **Ring 2 = Jumper's Ring**

**Food:**

Lunch will be available for volunteers at 11:30 each day in the hospitality tent. Snacks and water will be provided as well.

**Dog Play Area:**

A fenced dog play area is accessible to competitors through the dugout. If someone is already in the play area with their dogs, please ask before bringing your dogs in to play. If the other person refuses, please kindly wait your turn outside the dugout.

**Volunteers:**

We need a lot of volunteers to help make this trial run smoothly and efficiently. Please sign up online before Thursday, February 20th at 3pm when the sheet will be printed. <https://tinyurl.com/GDAVolFeb2025>

**Volunteer Raffles:**

Volunteer raffles will happen throughout both days of the show. Volunteers that have signed up on the volunteer sheet will be eligible to win even if they haven't worked that class yet! Winners will get to choose a prize from a variety of fun prizes!

**Doggie Bytes:**

GDA's digital currency "Doggie Bytes" will be earned based on the names written on the [volunteer sign up](#) sheet. Ring Stewards will confirm that each person on the sheet worked. Please make sure to include your last name. Doggie Bytes earned will be placed in your account within three weeks after the show. Your Doggie Byte balance can be found on the GDA website <https://gooddog.org/> by clicking on the large orange button.

**Course Maps:**

Course maps will be emailed each night by 8:00pm for the next day's classes and the link will also be placed on [GDA website](#) (click on the button named "Course Maps and Results") or this link [Course Maps and Results](#). Each day's results can be found using these links as well.

**Photographer:**

It is super exciting to have **Connor Archer from Archer's Paradox Photography** taking agility photos all weekend. Please support his excellent work by purchasing some of his photographs.

# How to use AGILITY GATE:

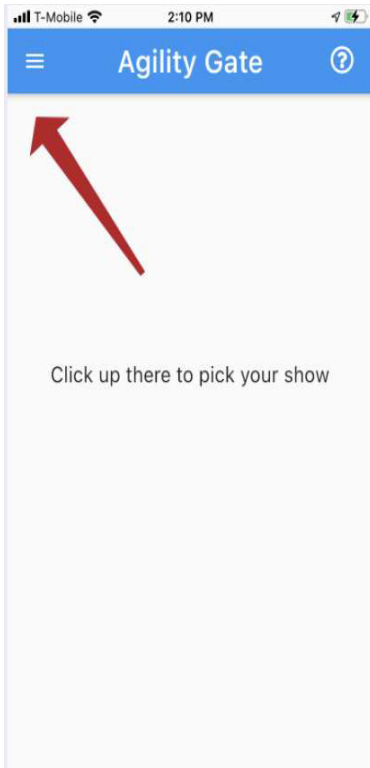
We will be using the App "Agility Gate" to keep track of the run order at this weekend's show.

1. Go to the App Store on your phone > Search for "Agility Gate" by Roger Ly (it's a photo of an animated dog with a purple background) and download it to your phone.

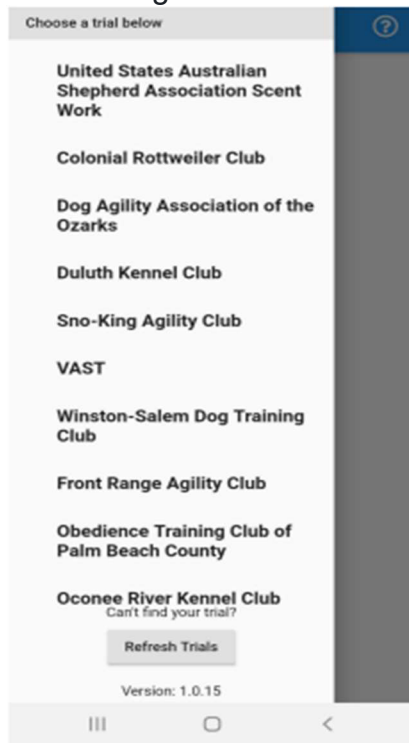


2. Open the app and Find Trial.

Once the app is open, select the "hamburger menu" or 3 lines on the top left of the app. The red arrow below is pointing to the hamburger menu. Select the trial "Good Dog Agility Club" from the list that appears. The trial will not be available until Friday night. If the app asks for a trial code, type **1993** <enter>. You will be able to see each class in both rings.



Click the hamburger

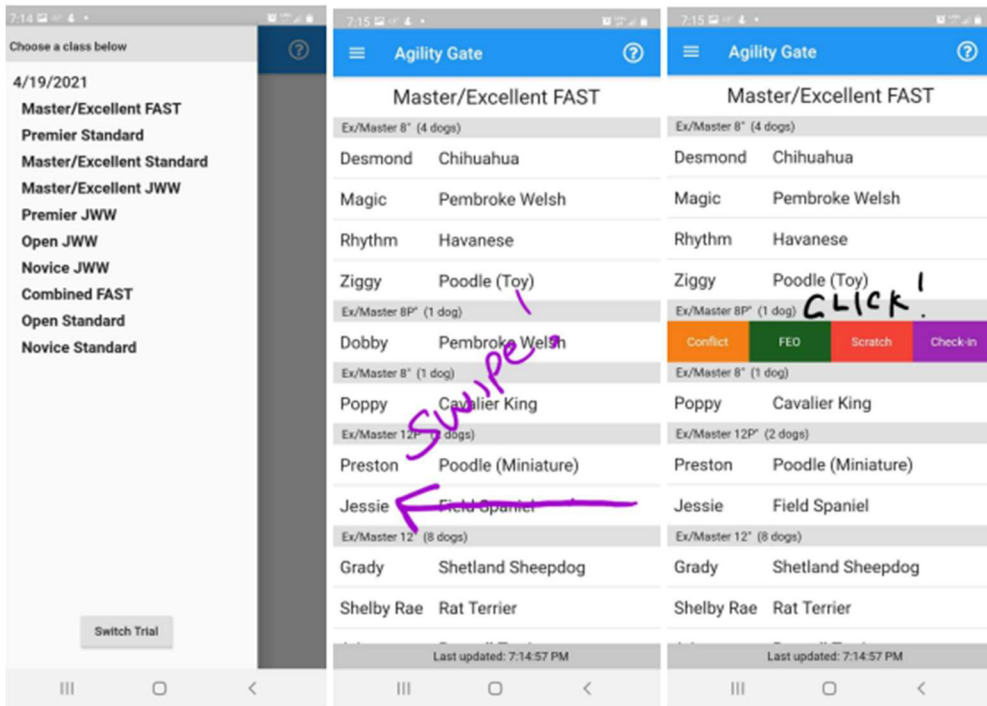


Select your trial!

2. Checking your Dog in for Each Class (available after 6:00am each day)

For each class you are entered for the day, choose that class from the list within the app. You will see the running order for that class.

To check your dogs in, click on your dog's name, > swipe to the left > select 'check in' or 'scratch' or "Conflict" or "FEO". This way the gate steward knows the status of your dog.



List of classes - select      Find your dog and swipe right to left!      Choose your option!

5. Course maps will be available on Agility gate by selecting the Maps & Files tab at the bottom.



**Color Meanings:**  
 Checked In (**Purple**-Jess)  
 Conflict (**Orange**-Kipling)  
 FEO (**Green**-Entitled)  
 Scratched (~~Black~~-Kaelyn)  
 Not Checked-In (~~Black~~-Fig)  
 Dog Ran (~~Purple~~)

6. For run order changes, please see the gate steward for the class. Gate stewards can move your dog in the running order. They will have an iPad to mark each dog as they step to the line so that you know exactly when you need to get ready to walk to the ring and get ready to run! **Please be at the ring at least 3 dogs before it's your turn to run. Enter the ring when the gate/judge instructs you to enter.**

ANY issues, see the gate steward or the Agility Gate Super Users and they will help you!